

Milk CheckRx



Dehm Associates

P.O. Box 103

Geneseo, NY 14454

info@DehmAssociates.com

Dehm Milk
Check Analysis
585-243-4427

Report For February, 2007 www.DehmAssociates.com

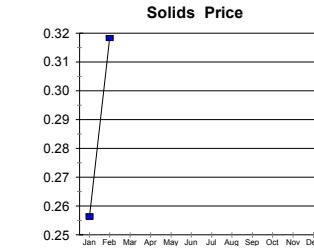
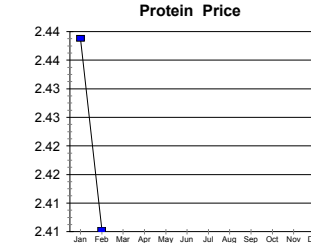
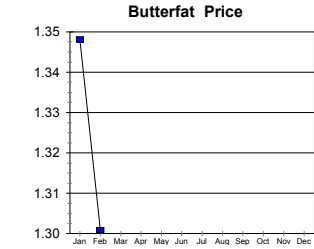
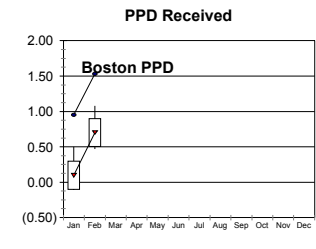
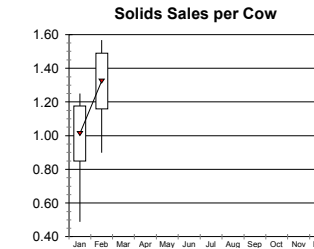
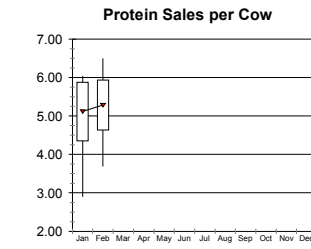
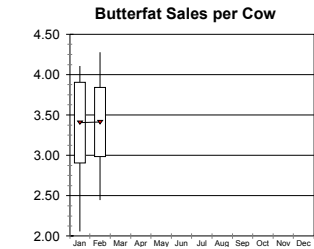
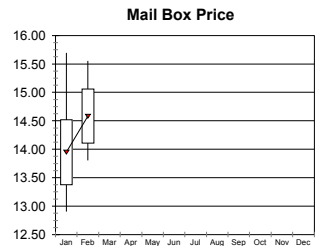
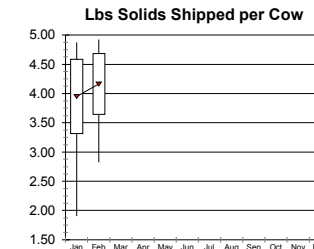
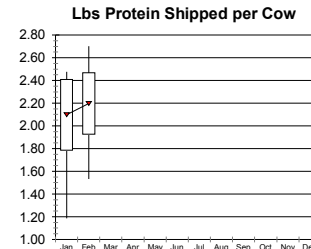
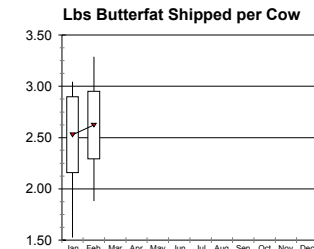
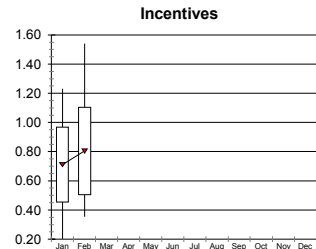
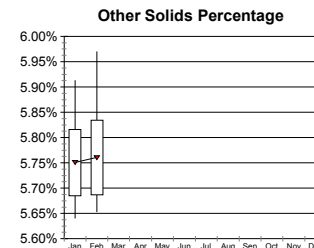
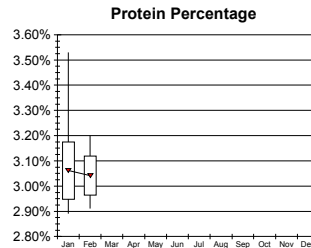
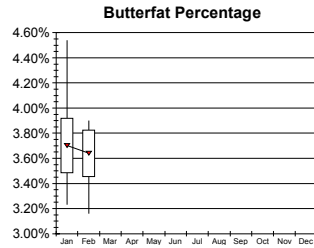
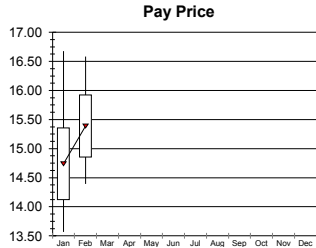
Information based on milk produced the previous month

Price

Butterfat

Protein

Solids



Average For Range

Milk Check	February	Low	High
Pay Price	15.37	14.39	16.58

Milk Price	\$/Cwt.	Low	High
Statistical Uniform Price	15.09	15.09	15.09
+ Butterfat Adjustment	0.18	-0.44	0.52
+ Protein Adjustment	0.12	-0.19	0.51
+ Solids Adjustment	0.02	-0.00	0.00
+ Location Differential	-0.84	-1.15	-0.55
+ Handler Differential	0.01	-0.10	0.45
+ Incentives	0.80	0.35	1.54
+ Forward Pricing	-0.02	-0.45	0.00
= Pay Price	15.37	14.39	16.58

Component Pay Price	\$/lb	Low	High
Butterfat	1.30		
Protein	2.41		
Solids	0.32		
Producer Pay Differential	0.70	0.47	1.08

Component Yield	Average	Low	High
Butterfat Percent	3.64%	3.16%	3.90%
Protein Percent	3.04%	2.91%	3.20%
Solids Percent	5.76%	5.65%	5.97%
Butterfat Lbs / Cow	2.6	1.9	3.3
Protein Lbs / Cow	2.2	1.5	2.7
Solids Lbs / Cow	4.2	2.8	4.9

Marketing Costs	\$/Cwt.	Low	High
Pay Price	15.37	14.39	16.58
Hauling Costs	-0.66	-0.36	-1.31
Promotional Costs	-0.15	-0.15	-0.15
Mail Box Price	14.58	13.80	15.55

Daily Sales	\$/Cow	Low	High
Butterfat Sales	3.41	2.45	4.28
Protein Sales	5.28	3.69	6.50
Solids Sales	1.33	0.90	1.57
PPD Sales	0.51	0.28	0.92